
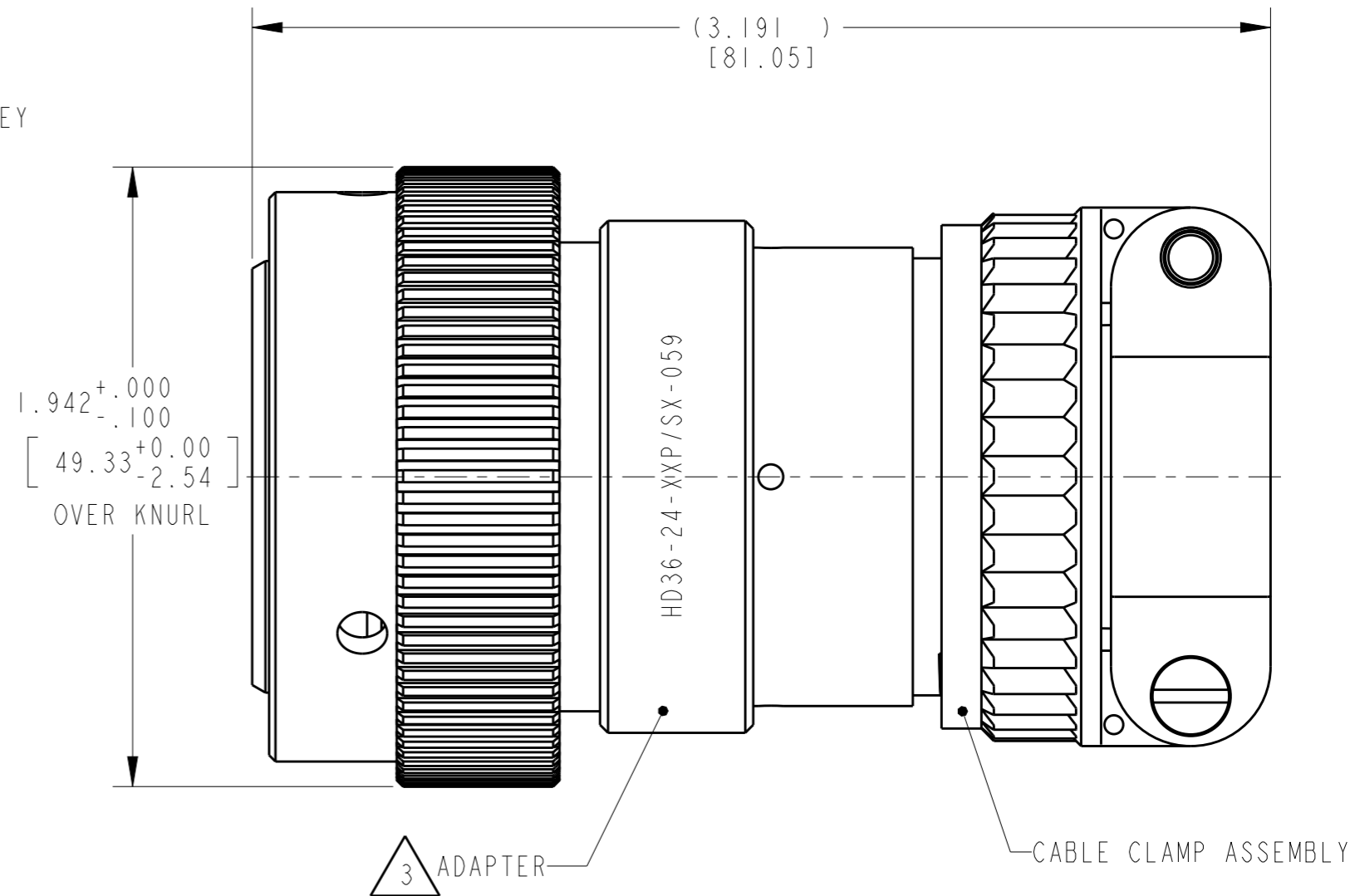
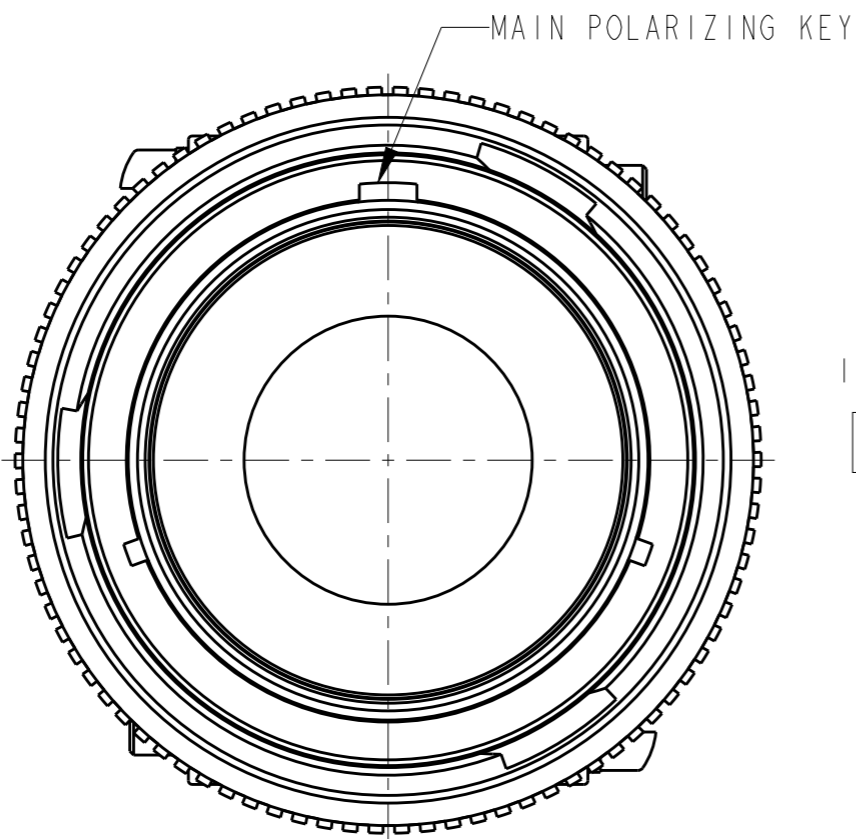


THIS DRAWING IS UNPUBLISHED  
 RELEASED FOR PUBLICATION 2015  
 ALL RIGHTS RESERVED.

LOC	DIST	REVISIONS			
P	LTR	DESCRIPTION	DATE	DWN	APVD
-	-	A	REVISED PER E.O. P18556	03MAY2004	- RDR
		B	REVISED PER E.O. P19124	28DEC2005	- RDR
		C	REVISED PER E.O. P21009	19JUL2011	- RDR
		CI	REVISED PER ECO-15-001798	19MAR2015	PV RDR



3D VIEW



3. MATERIAL:  
 ADAPTER: AL 6000 SERIES

2. THE CONNECTOR MATES WITH HD34-24-XXS/PX-XXXX  
 X = SEAL DESIGNATION, XX = NUMBER OF CAVITIES,  
 XXXX = MODIFICATION DESIGNATION.

1. SEE DRAWING 0425-014-2400 FOR ARRANGEMENT OF CONTACT LOCATION

NOTES:

THIS DRAWING IS A CONTROLLED DOCUMENT.		DWN X. SANCHEZ 17APR2003														
DIMENSIONS: INCHES [mm]		CHK J. APOSTOL 13MAY2003														
TOLERANCES UNLESS OTHERWISE SPECIFIED:		APVD R. REED 16MAY2003	NAME PLUG CONNECTOR, SHELL SIZE 24 BAYONET COUPLING, MOD -059 HD30 SERIES													
		PRODUCT SPEC 0425-016-0000	SIZE A3	CAGE CODE -												
<table border="0"> <tr><td>0 PLC</td><td>±-</td></tr> <tr><td>1 PLC</td><td>±-</td></tr> <tr><td>2 PLC</td><td>±-</td></tr> <tr><td>3 PLC</td><td>±.01 [±0.254]</td></tr> <tr><td>4 PLC</td><td>±-</td></tr> <tr><td>ANGLES</td><td>±0° 30' 0"</td></tr> </table>		0 PLC	±-	1 PLC	±-	2 PLC	±-	3 PLC	±.01 [±0.254]	4 PLC	±-	ANGLES	±0° 30' 0"	APPLICATION SPEC 0425-015-0000	DRAWING NO HD36-24-XXP/SX-059	RESTRICTED TO -
0 PLC	±-															
1 PLC	±-															
2 PLC	±-															
3 PLC	±.01 [±0.254]															
4 PLC	±-															
ANGLES	±0° 30' 0"															
MATERIAL SEE NOTE	FINISH -	WEIGHT -	SCALE 2:1													
Customer Drawing		SHEET 1 OF 1		REV CI												